





[*Arpeggios*] 分散和音



[*Harmony practice*] ハーモニーの合わせ方



[*Vibrato*] ヴィブラート



[Fingering chart] 運指表


Speaker Key (フリックキー)

First system of fingering charts for Speaker Key (フリックキー). It consists of a musical staff with six notes: B \flat , B \natural , C, C \sharp , D, and D \sharp . Below each note are two diagrams showing the left and right hand fingerings.

Second system of fingering charts for Speaker Key (フリックキー). It consists of a musical staff with six notes: E, E \sharp , F, F \sharp , G, and G \sharp . Below each note are two diagrams showing the left and right hand fingerings.

Third system of fingering charts for Speaker Key (フリックキー). It consists of a musical staff with six notes: A, A \sharp , B, B \flat , C, and C \sharp . Below each note are two diagrams showing the left and right hand fingerings.

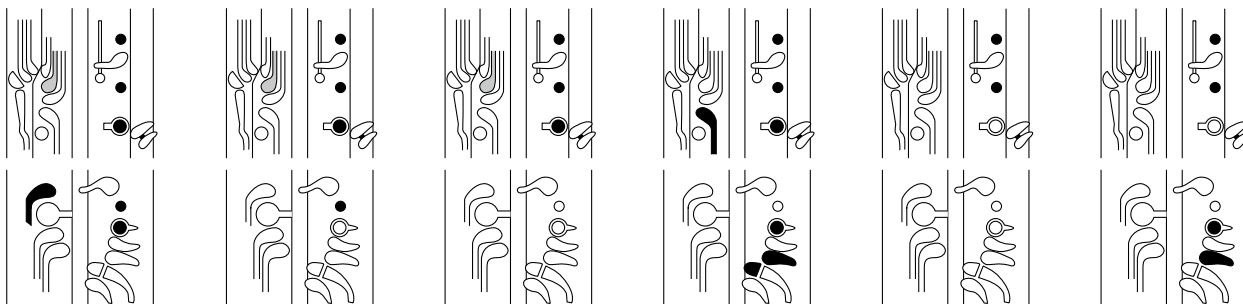
Fourth system of fingering charts for Speaker Key (フリックキー). It consists of a musical staff with six notes: D, D \sharp , E, E \sharp , F, and F \sharp . Below each note are two diagrams showing the left and right hand fingerings. Annotations include "Half hole (ハーフホール)" pointing to the notes D \sharp , E \sharp , and F, and "Speaker Key (フリックキー)" pointing to the note F \sharp .



Speaker Key

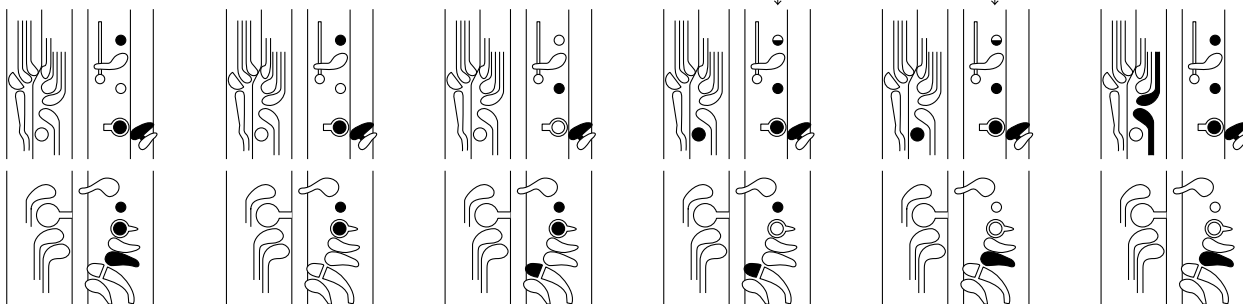
Speaker Key

Speaker Key

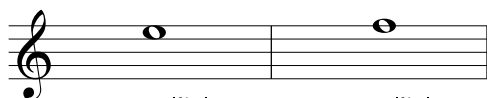
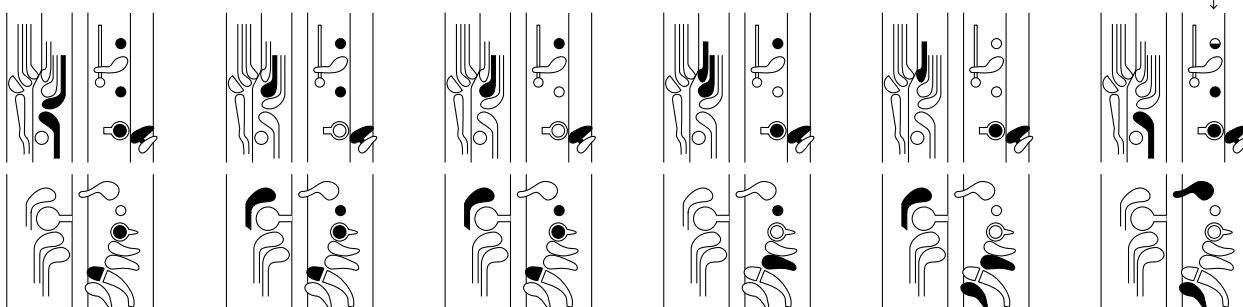


Half hole

Half hole



Half hole



Half hole

Half hole

